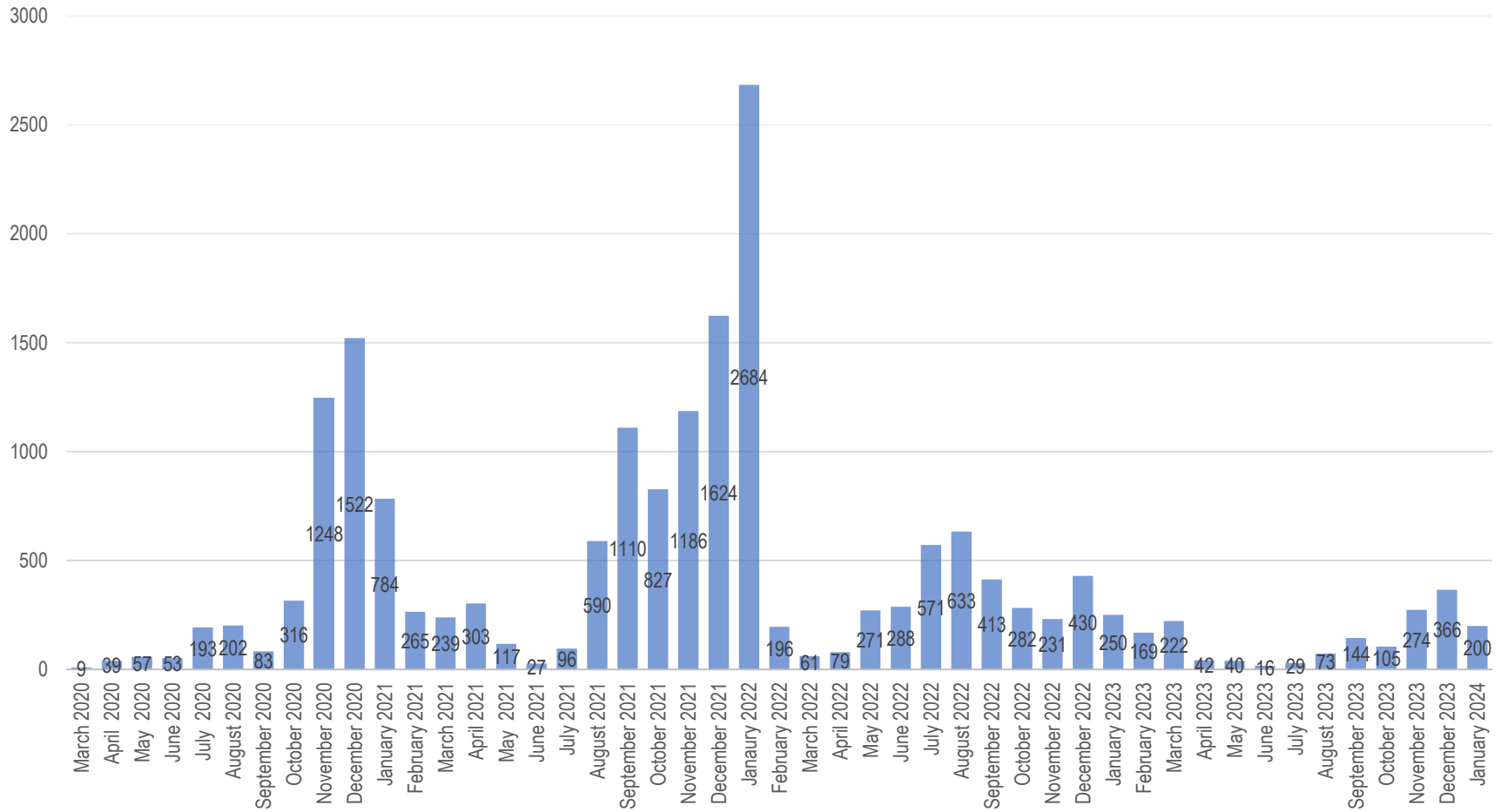
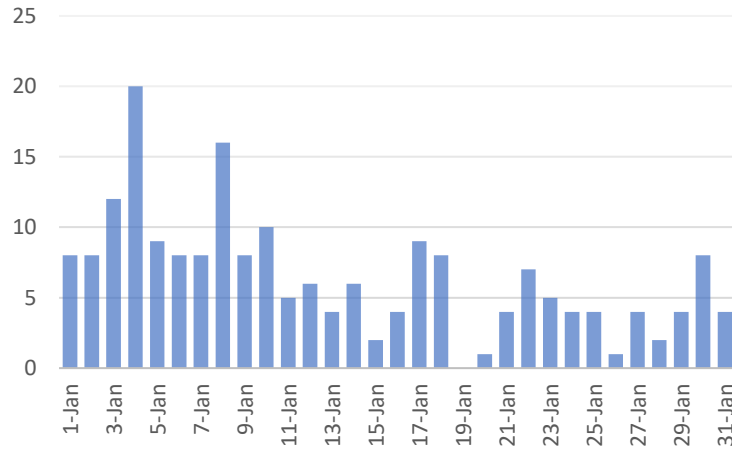


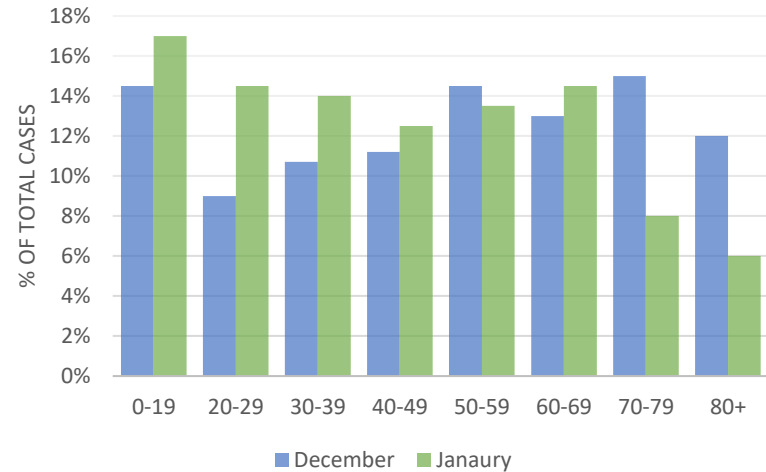
COVID case counts **decreased by 45%** from December to January



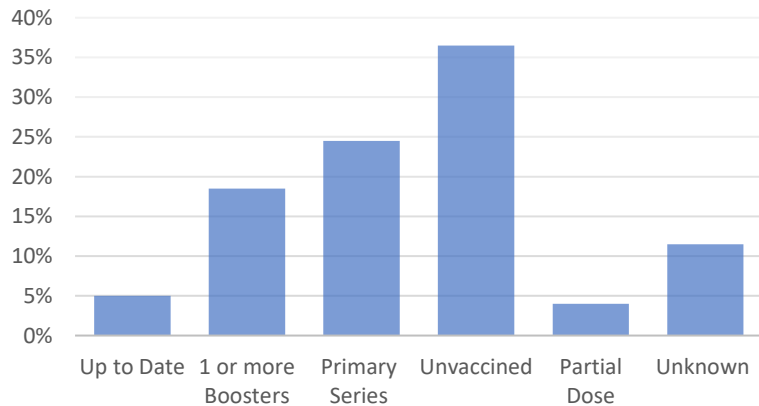
Daily COVID case counts were **highest** at the **beginning of the month**



Percentage of COVID cases **70 years and older decreased by nearly 50%**



37% of COVID cases in January were unvaccinated



12.5% of COVID cases were residents or staff from a long-term care facility.

8 COVID hospitalizations were reported in January.

2 COVID deaths occurred during the month of January.

Influenza Flu Activity Summary

Sandusky County Public Health (SCPH) tracks seasonal influenza activity on a weekly basis throughout the year. SCPH monitors circulating flu issues and other related data sources and provides summaries of influenza activity from October (Week 40) through May (Week 20). The first week of the new calendar year is indicated by "Week 1." The following report is for flu activity beginning Week 49 (December 3rd) and ending Week 52 (December 30th).

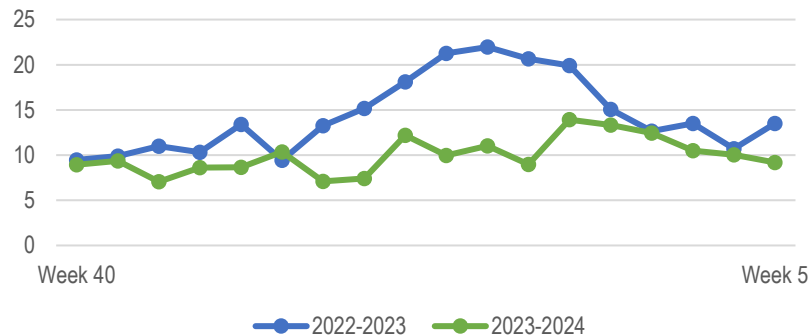
0 positive flu tests were reported from **long term care facilities** between Week 1-5

5 influenza associated hospitalizations were reported between Week 1-5.

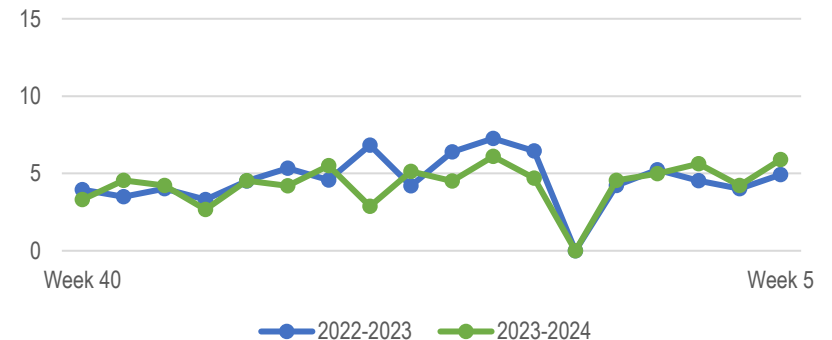
4 were for **Influenza A**

1 was for **Influenza B**

Influenza Like Illness (ILI) ED visits **slightly lower this flu season** between Week 1-5 compared to last flu season



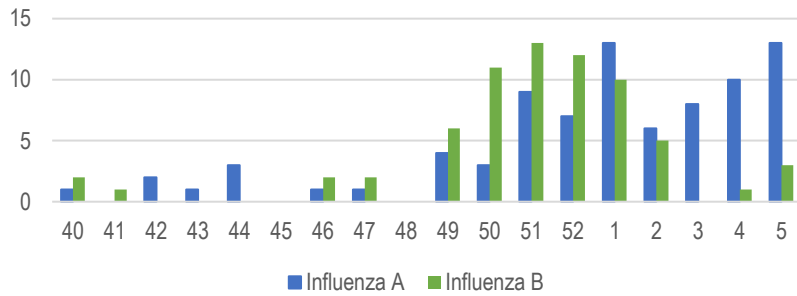
School absenteeism rates remain **comparable** to last flu season
% of students absent due to illness



*Local school districts were not in session during week 52

COVID-19 and Influenza Report Summary- January 2024

69 positive outpatient Influenza tests were reported between Week 1-5, with the majority being Influenza A.



Data Sources:

Epi Center, IMPACTSIIS, Northwest Ohio Hospitals, Ohio Disease Reporting System (ODRS), Sandusky County School Districts (voluntary), Sandusky County Long-Term Care Facilities, Physician Offices, and Urgent Cares (voluntary)