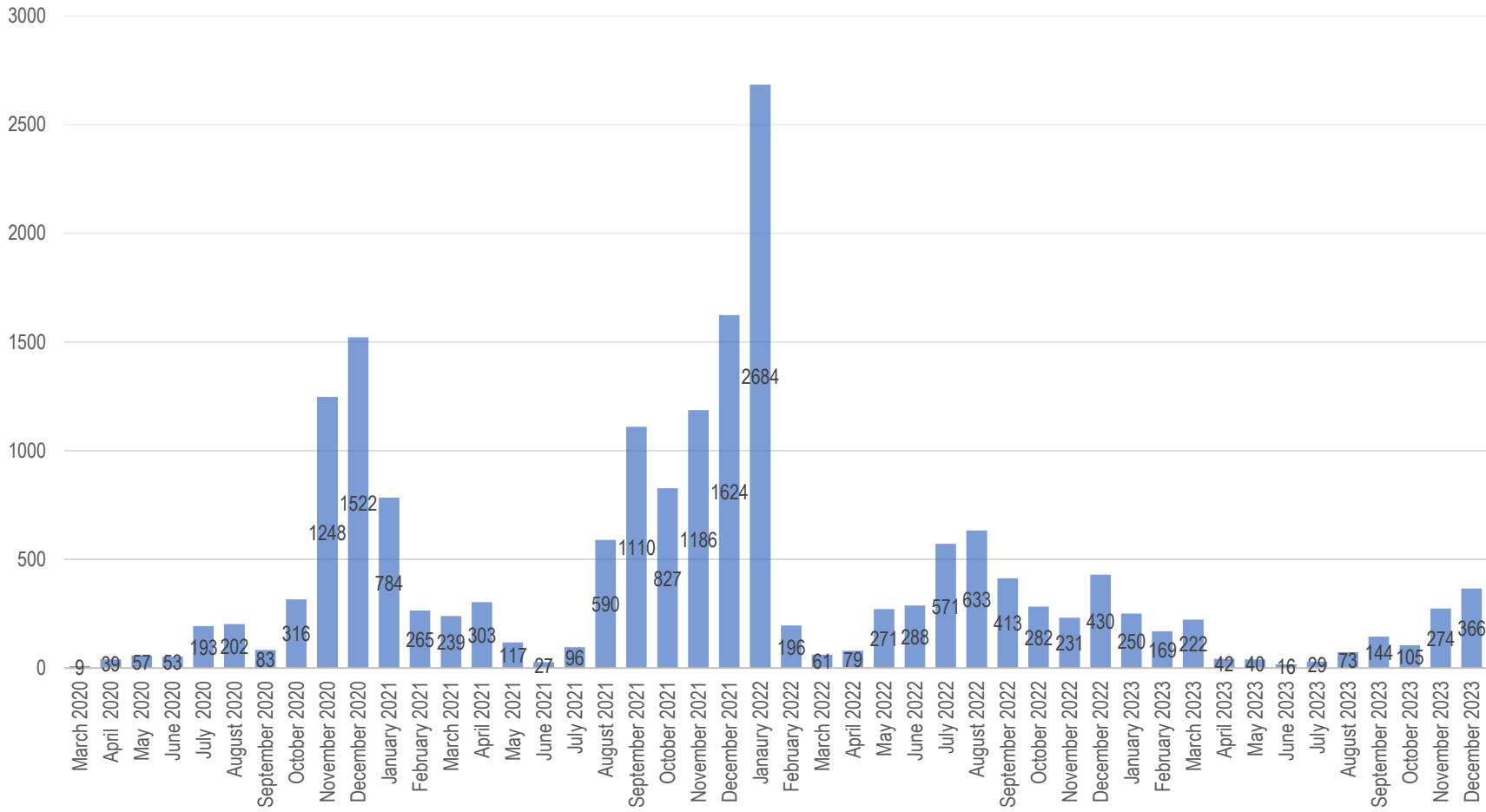
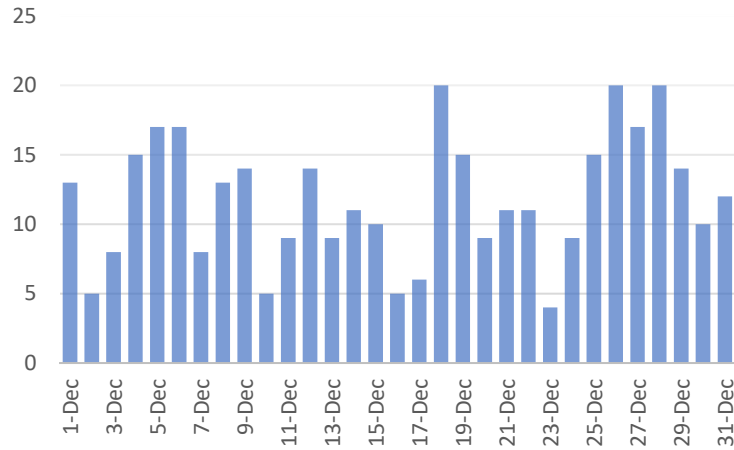


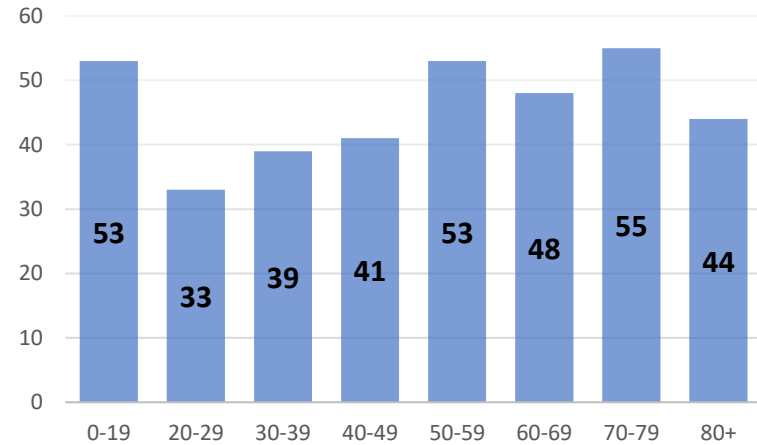
366 COVID-19 cases were reported during the month of December 2023



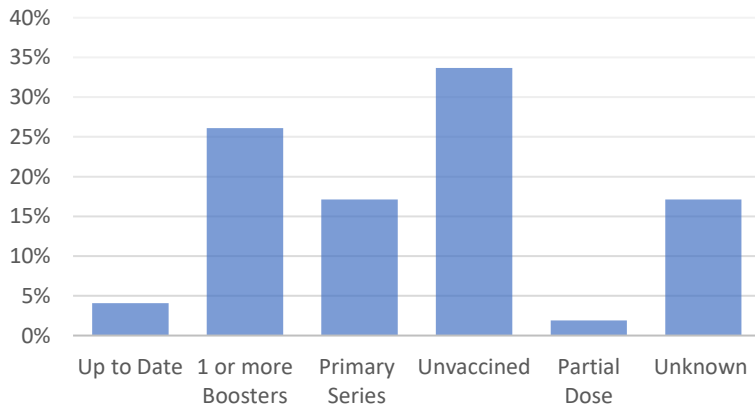
20 COVID cases per day occurred on three separate dates during December



The age group with the most cases was **the 70-79 year old age group**



Less than 5% of December cases were fully up to date on a **COVID-19 vaccine**



1 out of 4 COVID cases were residents or staff from a long-term care facility.

4 COVID hospitalizations were reported in December.

4 COVID deaths occurred during the month of December.

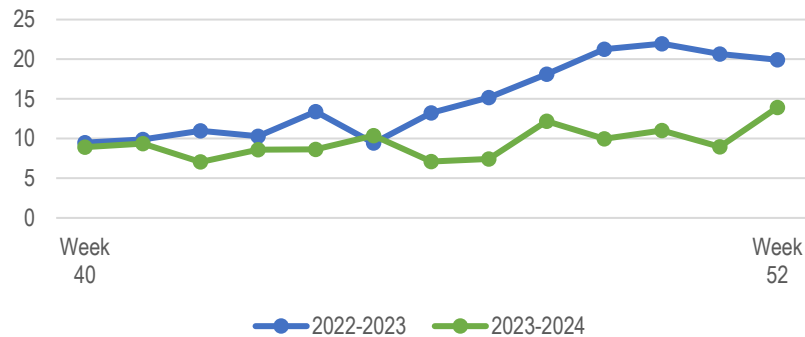
Influenza Flu Activity Summary

Sandusky County Public Health (SCPH) tracks seasonal influenza activity on a weekly basis throughout the year. SCPH monitors circulating flu issues and other related data sources and provides summaries of influenza activity from October (Week 40) through May (Week 20). The first week of the new calendar year is indicated by "Week 1." The following report is for flu activity beginning Week 49 (December 3rd) and ending Week 52 (December 30th).

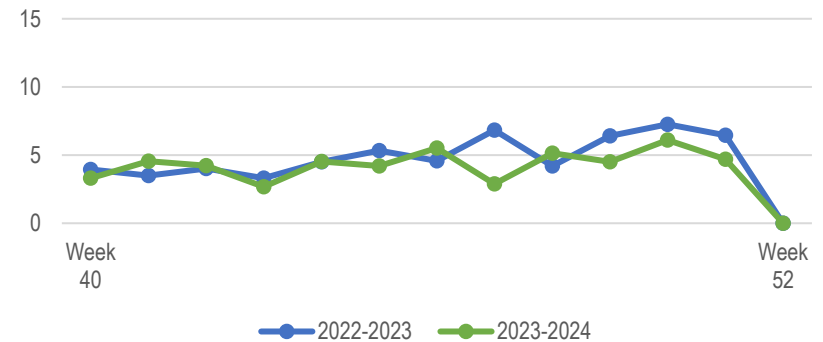
0 positive flu tests were reported from long term care between Week 49-52

3 influenza associated hospitalizations occurred between Week 49-52. All three cases were hospitalized with Influenza A

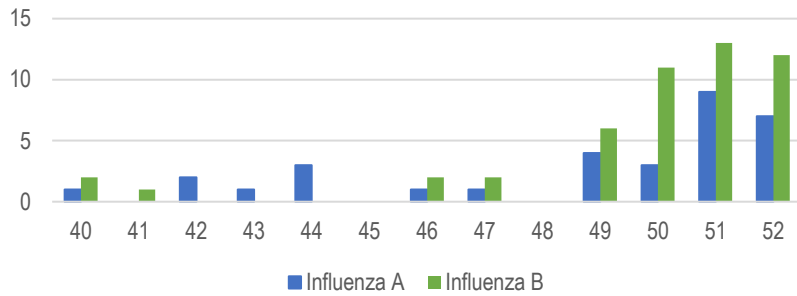
Influenza Like Illness (ILI) ED visits were **lower this flu season** between Week 49-52 compared to last season



School absenteeism rates were **comparable** to last flu season between Week 49-52
% of students absent due to illness



65 positive outpatient Influenza tests were reported between Week 49-52 with the **majority being Influenza B**



Data Sources:

Epi Center, IMPACTSIIS, Northwest Ohio Hospitals, Ohio Disease Reporting System (ODRS), Sandusky County School Districts (voluntary), Sandusky County Long-Term Care Facilities, Physician Offices, and Urgent Cares (voluntary)